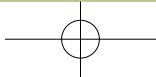
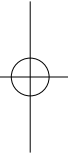

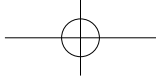


个人生活

Myself



UNIT

1

Nice to meet you.

After learning this unit, you will

- be able to name some countries and nationalities;
- be able to greet people and introduce yourself;
- be able to exchange personal information;
- know more about word stress.

Warm-up

Countries and nationalities

1 Complete the table of countries and nationalities.

Country	Nationality	Country	Nationality
China		Germany	
	Vietnamese	The USA	
Japan			French
Britain			Argentinian
	Spanish	Australia	

2 Work in groups and write down as many different countries and nationalities as you can.

Speaking Out



1 Meeting and Greeting

Some students are chatting after class.

Julia: Nice to meet you. My name's Julia.

Huan: Nice to meet you too. I'm Li Huan.

Julia: Where are you from?

Huan: I'm from China. Are you from Spain?

Julia: No, I'm not from Spain. I'm from Italy.

Huan: Jose, this is Aiko. She's from Japan. Aiko, this is Jose. He's from Brazil.

Jose: Nice to meet you... Iko?

Aiko: Aiko.

Jose: How do you spell that?

Aiko: It's A-I-K-O.

Jose: Are you in the first year?

Aiko: Yes, I am.

Mohammed: Hi, Katie. How are you?

Katie: I'm fine.

Mohammed: Where's Huan?

Katie: He isn't here. He's having a class.

Mohammed: Is Susie here?

Katie: Yes, she is. She is in the café waiting.

Mohammed: Oh, OK. Let's go.

Tips

In some cultures, people don't like to talk about their age. If you are unsure, it is best to avoid this question.

1 Listen to the three short conversations. Who is known to all the people?


- Huan Jose Aiko
 Julia Mohammed



2 Match the questions and statement to the responses.

- | | |
|--------------------------|-------------------------|
| 1 Nice to meet you. | a It's A-I-K-O. |
| 2 How do you spell that? | b Nice to meet you too. |
| 3 How old are you? | c I'm from Spain. |
| 4 Where are you from? | d I'm twenty years old. |
| 5 How are you? | e I'm fine. |


3 Ask and answer in pairs. Say your age if you want to.



Hi. Nice to meet you.
What's your name?
How do you spell your name?
Where are you from?
How old are you?

Nice to meet you too.
My name's...
It's...
I'm from...
I'm... years old. / It's a secret.

4 Work in pairs. Student A turns to Page 115. Student B turns to Page 121. Complete the information of each other.



2 Asking about others

Huan meets Jose on campus.

Huan: Hi, Jose. How are you?

Jose: I'm fine, thanks. Huan, this is Maria. Maria, this is Huan.

Huan: Nice to meet you.

Maria: Nice to meet you too. How do you two know each other?

Huan: We play in the same football team. How about you?

Maria: We have maths classes together on Monday mornings.
What course are you taking?

Huan: I'm studying Business Management.

Tips

In some countries, college students' residences are usually temporary.

Maria: Oh, do you know Nicki? She's got long blonde hair. She's from Manchester.

Huan: I think she's in my seminar group. How do you know each other?

Maria: We live together. She's my flatmate.

Huan: Where are you living?

Maria: We're in Bute Street, halls of residence. In block C.

Huan: Oh, yes. I know it. I have a friend in block B.

1 Listen to the conversation and tick the correct answers.

1 Who already knows each other?

Jose Maria Huan Nicki

2 Who studies together?

Jose Maria Huan Nicki

3 Who lives together?

Jose Maria Huan Nicki

2 Work in groups of three. Student A introduces Student C to Student B.

Student B should find out:

- how Student A and Student C know each other.
- what Student C is studying.
- where Student C is living.

3 Tell your classmates about the people in the group you just spoke with.

That's...

He's/She's studying...

He/She lives in...

They know each other...



Pronunciation Workshop

Word stress

The stress is put on different syllables for different words. Learn to stress the correct syllables.

- 1 Listen and repeat the stress on these words.

o	oo	oO	Ooo	ooO	oOoo
Spain	Britain	Brazil	Germany	Japanese	America

- 2 Look at these countries and nationalities. Add them to the correct columns in Exercise 1.

Japan	Mexico	Cambodia	Chinese
Canada	Cuba	Portuguese	Swiss
Thailand	Philippines	Russian	Canadian

- 3 Listen and check your answers. Repeat the words as you listen.



3

Giving personal information

Huan and Maria are exchanging contact details.

Huan: Really nice to meet you, Maria.

Maria: You too, Huan. We're going to a party tonight. Would you like to come?

Huan: Yes, that would be great. Let's swap contact details.

Maria: Sure.

Huan: What's your surname?

Maria: It's Fisher.



Huan: How do you spell that?

Maria: It's F-I-S-H-E-R.

Huan: And, what's your mobile number?

Maria: It's 07669523461.

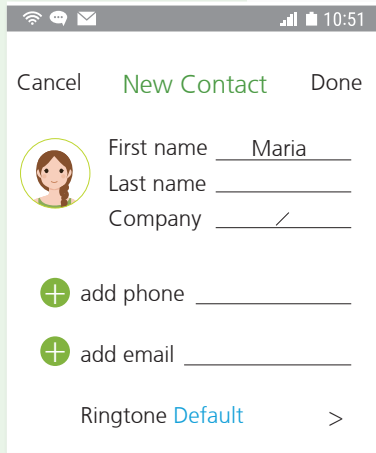
Huan: What's your email address? Sometimes I may send you some learning stuff.

Maria: It's m.g.fisher@gmail.com.

Huan: Great. Let me call you now and you'll have my number.

Maria: Great. Got it! See you later.

Huan: Yes, see you tonight.



1 Listen and complete Maria's phone entry.

2 Create a new identity for yourself. Write down imaginary answers to these questions.

What's your name?

How do you spell your name?

Where are you from?

How old are you?

What's your mobile number?

What's your email address?

3 Walk around the class and try to gather your classmates' information of their new identities. Have a competition and find who can gather most.

🎧 Global Voices

In this part, you'll hear two conversations. One is between a Chinese professor and a British student, and the other between a Thai man and an American woman.



Phrase Bank

1 Asking about personal information

- What's your name?
- Where are you from?
- How old are you?
- What are you studying?
- Where are you living?
- What's your mobile number?
- What's your email address?
- What's your hometown?
- What course are you taking?
- When were you born?
- What's your address?

2 Giving personal information

- My name is...
- I'm from...
- I'm... years old.
- I'm studying...
- I'm living in...
- My mobile number is...
- My email address is...
- My hometown is...
- I'm taking a course in...
- I was born in...
- My address is...

Presentation Time



Introduce one of your friends to the class. Your introduction must include his/her name, major, age, etc. The presentation should be between 1 and 2 minutes.