

Personal Information

GOALS


- Identify classmates
- Say and write addresses
- Talk about your birthplace
- Say and write dates

Goal
Identify
classmates

Lesson 1 What's your name?

A Listen and write.


1



He is a student.

What's his name?
He is Jay.

2



She is a student.

What's her name?


WORDS & EXPRESSIONS

name /neɪm/ n. 名字

student /ˈstju:dənt/ n. 学生

nice to meet you
很高兴认识你


3



They are students.

What are their names?

4



I am a student.

What's your name?

B Practice. Use the information from Exercise A.

EXAMPLE

A: What's his name?

B: He is Jay. He is a student.



C Listen and repeat.

1



I

2



you

3



he

4



she

5



we

6



they

D Write.

- 1 What's his name? _____ He is Jay.
- 2 What's her name? _____ is Anna.
- 3 What are their names? _____ are Elsa and Anna.
- 4 What's your name? _____



Pronunciation

WHAT'S your name?

 **E Listen and practice.**



Anna: Hi, Mike.

Mike: Hello, Anna.

Anna: Elsa, this is Mike. He's a student.

Elsa: Hello, Mike. I'm a student, too.

Mike: Nice to meet you.

F Work with a partner. Write your classmates' names.

	Pronoun	Name
I	I am a student.	(my name)
you	You are a student.	(your name)
he	He is a student.	()
she	She is a student.	()
we	We are students.	()
they	They are students.	()

Goal

Talk about your
birthplace

Lesson 2 Where are you from?



A Listen and read.



WORDS & EXPRESSIONS

#**birthplace** /'bɜːθpleɪs/

n. 出生地

classmate /'klɑːsmet/

n. 同班同学

current /'kʌrənt/ adj. 当

前的

welcome /welkəm/

int. 欢迎

take a seat 坐下

#代表超纲词汇


Mr. Lee: Hello, I'm Mr. Lee. What's your name?
Nancy: My name is Nancy. I'm new to the class.
Mr. Lee: Nice to meet you. Take a seat, please.
Nancy: Thank you.
Mr. Lee: Where are you from, Nancy?
Nancy: I'm from Cuba.
Mr. Lee: That's great! Welcome to the class.

B Write. Use the information from Exercise A.

1 What's her name?

2 Where is she from?

CULTURAL NOTE



Cuba: 古巴，是加勒比海北部的群岛国家。古巴的老爷车、雪茄和老式建筑都非常有名。此外，古巴还是世界上最小的鸟——蜂鸟的主要栖息地。

C Predict.



- 1 Where is Jay from? / Where does Jay come from? _____
- 2 Where is Elsa from? / Where does Elsa come from? _____
- 3 Where is Anna from? / Where does Anna come from? _____

D Listen and match.

- | Name | Birthplace |
|-----------|------------|
| 1 Nancy | a Russia |
| 2 Stephen | b China |
| 3 Jay | c Vietnam |
| 4 Anna | d Cuba |
| 5 Elsa | e Japan |

LANGUAGE NOTE

Where are you from? 和 **Where do you come from?** 意思基本相同, 只是 **Where do you come from?** 更正式一些。此外, 两句中的重音单词略有不同: **Where do you come from?** 中 **where, come** 和 **from** 重读; **Where are you from?** 中 **where** 和 **from** 重读。

E Practice. Use the information from Exercise D.

EXAMPLE

- A: Where is Nancy from?
 B: She is from Cuba.
 A: What's her birthplace?
 B: Cuba.

F Write.

- 1 Nancy is from Cuba . She lives in Havana.
- 2 Stephen _____ . He _____ in Tokyo.
- 3 Jay _____ . He _____ in Beijing.
- 4 Elsa _____ . She _____ in Moscow.
- 5 Anna _____ . She _____ in Hanoi.



G Listen and practice. Use the information from Exercise F.

Mrs. Adams: Hi, Nancy. Where are you from?
 Nancy: I'm from Cuba.
 Mrs. Adams: Where do you live?
 Nancy: I live in Havana.

GRAMMAR NOTE



一般现在时表示包括“现在”在内的一段时间内经常发生或反复发生的动作，或现时存在的情况或状态。

H Practice and write.

You: Hi, (1) _____. Where are you from?
 Classmate: I'm from (2) _____.
 You: Where do you live?
 Classmate: I live in (3) _____.

Name (What's your name?)	Birthplace (Where are you from?)	Current city (Where do you live?)

Goal
Say and write
addresses

Lesson 3 What's your address?

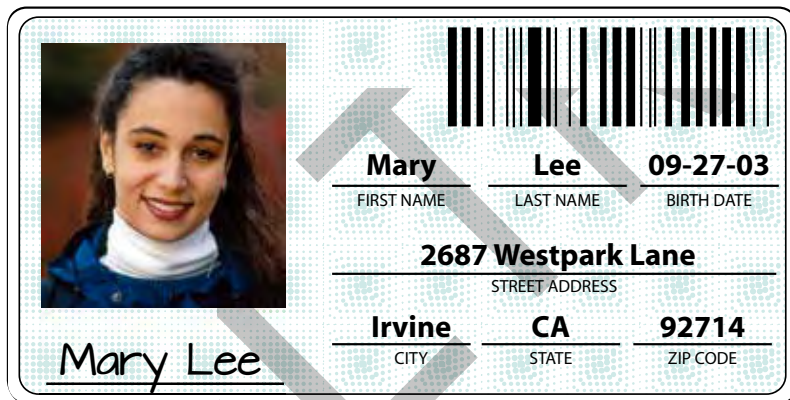
A Listen and circle the addresses.

- Write down the following address so you can find the location easily. It is 51 Apple Avenue.
- I need to talk to the resident at 12367 Elm Road. Do you know her?
- Let's go to the new school. I think the address is 3259 Lincoln Street.

WORDS & EXPRESSIONS

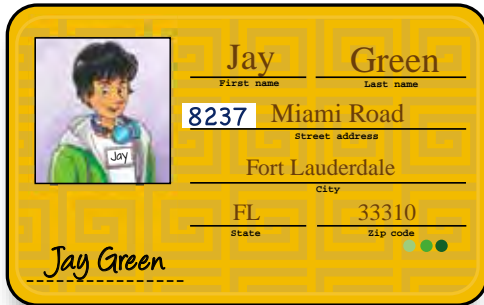
address /ə'dres/ *n.* 地址
avenue /'ævənju:/ *n.* 街; 大街
location /ləʊ'keɪʃən/ *n.* 位置; 地点
#resident /'rezɪdənt/ *n.* 居民
state /steɪt/ *n.* 州
zip code /zɪp/ /kəʊd/ 邮政编码

B Read and write.

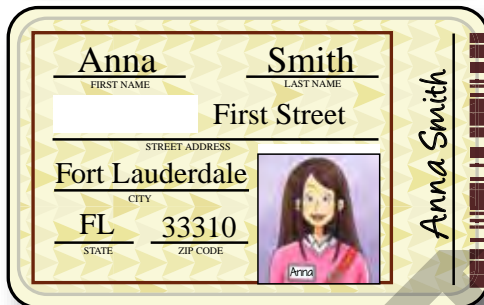


First name	Mary	Last name	Lee
Birth date			
Street address			
City		State	
Zip code			

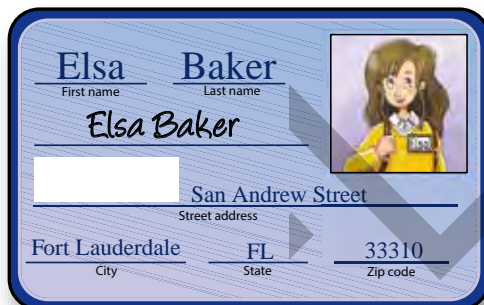
 **Listen and write.**



Address:
8237 Miami Road
 Fort Lauderdale, FL 33310



Address:
 _____ First Street
 Fort Lauderdale, FL 33310



Address:
 _____ San Andrew Street
 Fort Lauderdale, FL 33310

 **LANGUAGE NOTE**

英文地址的写法：第一行为收信人的姓名，第二行依次为门牌号、街道名，第三行依次为城市名、州名和邮政编码。如果收信人在国外，还需要在最后一行加上收信人所在国家的名称。

D Read, write and practice.

Anna: Hi, Jay. What's your address?

Jay: Hello, Anna. My address is 8237 Miami Road, Fort Lauderdale, Florida 33310.

Anna: Thanks.

A: Hi, Anna. What's your address?

B: Hello, Jay. My address is (1) _____.

A: Thanks.

A: Hi, Elsa. What's your address?

B: Hello, Anna. My address is (2) _____.

A: Thanks.

A: Hi, Jay. What's your address?

B: Hello, Elsa. My address is (3) _____.

A: Thanks.

E Write.

My name

1 _____

Address

2 _____

My partner's name

3 _____

Address

4 _____

LANGUAGE NOTE



书写英文地址时常会使用缩写词，常用的缩写词有：

- Rd. = Road
- Ave. = Avenue
- Str. = Street
- Dr. = Drive
- Bldv. = Boulevard

Goal

Say and write dates

Lesson 4 What's your birth date?



A Listen and repeat.

1 1840 2 2018 3 2008 4 2070 5 2017

B Listen to your teacher and circle the dates.

September		2017					2017-09-15
Sun.	Mon.	Tue.	Wed.	Thurs.	Fri.	Sat.	
					1	2	
3	4	5	6	7	8	9	
10	11	12	13	14	15	16	
17	18	19	20	21	22	23	
24	25	26	27	28	29	30	

WORDS & EXPRESSIONS

- April** /'eɪprəl/ n. 四月
- August** /'ɔ:gəst/ n. 八月
- date** /deɪt/ n. 日期
- December** /dɪ'sembə/ n. 十二月
- February** /'februəri/ n. 二月
- January** /'dʒænjuəri/ n. 一月
- July** /dʒu'laɪ/ n. 七月
- June** /dʒu:n/ n. 六月
- March** /mɑ:tʃ/ n. 三月
- May** /meɪ/ n. 五月
- November** /nəʊ'vembə/ n. 十一月
- October** /'ɒk'təʊbə/ n. 十月
- September** /sep'tembə/ n. 九月

C Number the months.

- | | |
|---------------------|--------------|
| <u>09</u> September | ___ May |
| ___ November | ___ April |
| ___ July | ___ February |
| ___ June | ___ October |
| ___ January | ___ August |
| ___ March | ___ December |

LANGUAGE NOTE

关于月份的缩写形式，一般都是取前三个字母，然后加“.”。但是需注意 May（五月）没有缩写形式，September（九月）的缩写形式有 Sept. 和 Sep. 两种。



D Listen and write.

1 _____ 2 _____ 3 _____ 4 _____ 5 _____

E Read.

- Today ⇒ September 17, 2017
09 / 17 / 2017
- Tomorrow ⇒ September 18, 2017
09 / 18 / 2017
- Jay's birth date ⇒ July 1, 2002
07 / 01 / 2002



F Write.

EXAMPLE

- 1 The date today: September 17, 2017 or 09 / 17 / 2017
 _____ , _____ or _____ / _____ / _____
- 2 Your birth date: _____ , _____ or _____ / _____ / _____
- 3 The date tomorrow: _____ , _____ or _____ / _____ / _____
- 4 Your friend's birth date: _____ , _____ or _____ / _____ / _____

CULTURAL NOTE



英文日期的拼写格式有美式和英式两种，主要区别在于月和日的前后顺序不同。

美式日期格式：July 22(nd), 2017 或 07 / 22 / 2017 (顺序为“月 / 日 / 年”)

英式日期格式：22(nd) July, 2017 或 22 / 07 / 2017 (顺序为“日 / 月 / 年”)

LANGUAGE NOTE



当他人问你 “When's your birthday?” 时，回答一般是某月某日，如：“It's the 5th of December.” 但在比较正式的场合，被问及 “What's your birth date?” 时，回答应具体到某年某月某日，如：“It's the 5th of December 2002.”

 **G Listen and write.**

Today	Birth date
1	
2	
3	

H Practice. Use the dates from Exercise G.

A: What's the date today?

B: It's June 25, 2017.

A: What's your birth date?

B: It's July 1, 2002.

I Complete the calendar for this month and circle today.

CALENDAR

_____ (this month)

Sunday Monday Tuesday Wednesday Thursday Friday Saturday

J Write the date today.

_____ , _____ or _____ / _____ / _____

Team Project

Make a class book.



- 1 Form a team with four students. Here are your positions:

Student	Position
Student 1	Team leader
Student 2	Writer
Student 3	Artist
Student 4	Speaker

- 2 Discuss how to make a team book.
- 3 Student 1 holds the discussion and sees that everyone in the team participates and speaks English.
- 4 Student 2 writes the information for each member of your team:

First name: _____ Last name: _____	Photo
Birth date: _____ Phone number: _____	
Address: _____	

- 5 Student 3 draws a picture or adds a photo of each member.
- 6 Student 1 collects each page to make a team book.
- 7 Student 4 makes a presentation about your team members.
- 8 Make a class book with other teams.

My Learning Log



WORDS

Words I have learned in this unit are:

- | | | |
|-------------------------------------|------------------------------------|----------------------------------|
| <input type="checkbox"/> address | <input type="checkbox"/> classmate | <input type="checkbox"/> name |
| <input type="checkbox"/> avenue | <input type="checkbox"/> current | <input type="checkbox"/> student |
| <input type="checkbox"/> birthplace | <input type="checkbox"/> location | <input type="checkbox"/> welcome |

Now I know _____ new words.

More words I have learned in this unit are:

EXPRESSIONS

Expressions I have learned in this unit are:

- | | |
|---|--------------------------------------|
| <input type="checkbox"/> nice to meet you | <input type="checkbox"/> take a seat |
|---|--------------------------------------|

Great! Now I know _____ useful expressions.

More useful expressions I have learned in this unit are:

I CAN

- | | |
|---|--|
| <input type="checkbox"/> identify classmates. | <input type="checkbox"/> talk about your birthplace. |
| <input type="checkbox"/> say and write addresses. | <input type="checkbox"/> say and write dates. |

I CAN EVEN

- | |
|--|
| <input type="checkbox"/> use subject pronouns. |
| <input type="checkbox"/> use simple present tense. |

Next Unit