

Objectives

In this unit, you'll learn to talk about:

- Registering at college
- Life in student halls
- Giving personal details
- Finding your way on campus

Warm-up

- 1 Look at the pictures and think about the experiences you can get at college.



- 2 Listen to the recording and discuss the following questions with a partner.

- 1 Have you made lots of new friends at college?
- 2 Do you like your subjects? Why or why not?
- 3 Do you enjoy living in student halls? Why or why not?



Watching & Speaking 1

Registering

Before Watching

- 1 Look at the picture. What do you think Li Fei is doing?



Resource Bank


What's your name?	My name is...
How do you spell that?	It's...
What's your address?	I live at/in...
What's your phone number?	My phone number is...
What courses are you doing/taking?	I'm studying...
When is the...?	It's at... on...

Watching & Understanding

- 2 Watch the video and check your ideas in Exercise 1.



3 Watch again and complete the registration form.

Name:	Li Fei	
Date of birth:	_____	
Address:	_____ Hall	
	Flat _____	
	Room _____	
Phone No.:	_____	

4 Watch for the third time. Complete Li Fei's schedule for this week.

Monday	Event: Taking student photo Event: Halls safety talk	Time: _____ Time: _____
Tuesday	Event: _____ Event: Module choice	Time: 9:00 am Time: _____
Wednesday	Event: _____	Time: 11:30 am
Thursday	Event: Society fair	Time: _____
Friday	Event: Sports fair	Time: 1:30 pm

5 Role-play. Take turns to be the administrator registering students and the student. Talk about the information on the registration form and the schedule referring to the Resource Bank on Page 2.



Listening & Speaking 1

Life in student halls

Before Listening

- 1 What facilities should a perfect hall of residence have? Discuss it with a partner from the following aspects.

Rooms

Social areas

Technology

- 2 What rules should a hall of residence have? Discuss it with a partner from the following aspects.

Cleaning

Playing music

Parties

Using the Internet

Fire safety

Resource Bank

You mustn't...

... is banned.

You have to...

You can...

You're not allowed to...

It's fine to...

It's forbidden to...

You're allowed to...

Listening & Understanding

- 3 Listen to the recording. Which topics in Exercise 2 are mentioned in the recording?



4 Listen again and complete the rules.

Dos ✓

- 1 Respect _____.
- 2 Keep the shared _____ clean.
- 3 Use the _____ at any time.

Don'ts ✗

- 1 Allow more than _____ people in a room at the same time.
- 2 Play _____ after 10:00 pm.
- 3 _____ in the room.
- 4 Play _____ in the computer room.
- 5 Eat and _____ in the computer room.

5 Work in pairs. Which opinion about rules do you agree with? Why?

- 1 Rules are not needed because we can trust people to behave in the right way.
- 2 Rules are important because they regulate how people behave.

6 Suppose you are in charge of the student halls. Work in groups to design your perfect halls and set the rules from the following aspects.

Design	Rooms (size/number of students)	
	Location (downtown or suburban/distance from the nearest Underground, bus station or from the school)	
	Facilities (washing machine/hair dryer/air conditioner)	
Rules	Dos	
	Don'ts	



Watching & Speaking 2

Meeting your roommates

Before Watching

- 1 Write down four or five questions you usually ask when you first meet someone on campus.

2 Compare your questions with those in the following Resource Bank.

Resource Bank

What's your name?	My name is...
Where are you from?	I'm from...
How old are you?	I'm... years old.
What are you studying?	I'm studying...
Where are you living?	I'm living in...
What's your phone number/ email address/WeChat number?	My phone number/email address/WeChat number is...

Watching & Understanding



3 Watch the video and tick the correct answers.

- Who got to the hall earlier?
 Li Fei Pete
- Who is from Manchester?
 Li Fei Pete
- Who is studying at Manchester University?
 Li Fei Zhang Li
- What is Li Fei studying?
 Marketing Sports Science

4 Watch again and complete Pete's entry on Li Fei's phone.

5 Work in pairs. When you meet someone new at college, which of these questions would you NOT ask? Why?

- 1 How old are you?
- 2 Do you have a boyfriend/girlfriend?
- 3 Where are you from?
- 4 How much do you weigh?
- 5 What's your major?

6 Role-play. Create a new identity for yourself. Write down imaginary answers to these questions. Work with a partner to act out a conversation.

What's your name?

Where are you from?

How old are you?

What are you studying?

Where are you living?

What's your phone number/email address?



Listening & Speaking 2

On campus

Before Listening

1 Work in pairs. Tell your partner where the following facilities are on your campus. Use the sentences in the following Resource Bank to help you.

Library

Shop

Sports centre

Canteen

Student service centre

Computer room

Medical office

Resource Bank

It's next to...

It's near...

It's opposite...

It's behind...

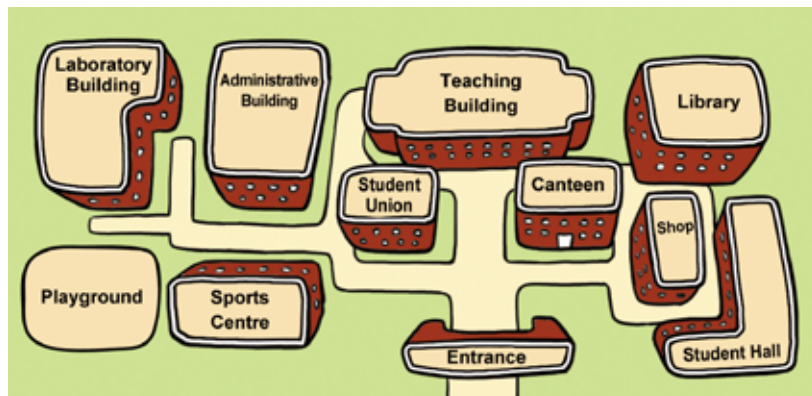
It's between... and...

It's on the right/left side.

Listening & Understanding



- 2 Listen to the recording and mark the facilities Li Fei wants to find on the map.



- 3 Listen again and write down the time when each facility opens and closes.

Library	Sports centre	Canteen
Opens at 7:00 am Closes at	Opens at Closes at	Opens at Closes at

- 4 Complete these sentences to describe the importance of campus facilities.

- 1 A good campus needs to have _____.
- 2 Students can use _____ to _____.
- 3 Providing lots of facilities for students at college is important because _____.

- 5 Look at the map in Exercise 2. Work with a partner to act out conversations about giving directions.



Communication Skills

Making small talk

When you meet someone new, try to keep the conversation going. Listen actively to the person, showing that you are interested. Respond to the things he/she says and ask further questions to keep the conversation going.

- 1 List some more topics for small talk in the table.

family	pet	hobby
weather	film	music



- 2 Listen to the conversations. Which one is a better example of small talk? Why?
- 3 Walk around the class and chat with different classmates about different topics in Exercise 1. Make a note of what each person says. The first person to complete the table will be the winner.



Cultural Experience

Greetings

Look at the different ways of greeting each other in different cultures. Write down the countries where people greet each other in the following ways. Do you know any other ways of greetings?

Bowing _____ Shaking hands _____ Kissing _____


Other ways _____



Tips

Shaking hands is a popular way of greeting in many cultures. How you shake hands can say a lot about you. Remember:

- Do not make your handshake too strong or too weak because it shows you are nervous.
- Do not shake hands for too long or people will feel uncomfortable.
- Do not pull your hand away too quickly as it is rude and shows you do not care.
- Always look into the person's eyes when you shake hands, or people will think you are nervous.



Group Project

Introducing your college life

- 1 Imagine a new student is going to your college. Write down the most important things he/she needs to know from the following aspects.

Life in the hall of residence

Study

Making new friends

- 2 Work in groups. Compare different ideas and choose the top six tips from your group.
- 3 Work in groups to design a poster of tips for college life. Choose a group leader to do the presentation in class.