


Unit

1



IT'S WONDERFUL TO GO OUT

外面的世界真精彩

Teaching Focuses

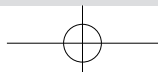
I. Phonetics

II. Functions and Notions

1. Introductions and self-introductions 介绍和自我介绍
2. Inquiries, requests and answers 询问、请求和应答
3. Greetings and responses 问候和应答
4. How to address people 如何称呼别人

III. Useful Expressions

1. Excuse me. Can/May I introduce myself?
2. Let me introduce you to her./I'd like to introduce Dr. Li Yang to you.
3. May/Can I introduce myself?/I'd like to say something about myself.
4. Haven't seen you for ages. How are you?
5. How're you getting on with your English?
6. Can you tell me something about yourself?



Part One Warm-up Activities

1 Listen and repeat.

1

A: Good morning, Mr. Yang. How are you?
B: Fine. Thank you. And you?
A: Good. Thanks.

2

A: Hello, Susan. Very pleased to meet you here.
B: Hi, Tom. *Haven't seen you for ages.*¹ How are things going with you?
A: Very good. And you?
B: *So far, so good.*² Thank you.

3

A: Excuse me.
B: Yes?
A: Can you tell me where the library is?
B: Sorry. I'm new here.

4

A: Can you do me a favor?
B: Yes, of course. What can I do for you?
A: I'd like to get a student card.
B: No problem. Let's go to the Student Office now.

5

A: Excuse me. May I know where you're from?
B: Suzhou.
A: Where is it?
B: It's in Jiangsu Province.

6

A: Good morning, Miss. My name is Jack Smith.
B: *Lily Goodwill.*³ *Just call me Lily, please.*⁴
A: OK. Very pleased to meet you, Lily.
B: Me, too.

7

A: Excuse me. May I have your name?

B: Yes. Allen Li.

A: How do you spell it?

B: A-L-L-E-N L-I, Allen, Li.

8

A: Good morning, Miss. May I introduce myself?

B: Yes, please.

A: I'm John Peter from Yale University. Nice to meet you.

B: *Chen Fang from Southeast University.*⁵ Nice to meet you, too.

9

A: Morning, Mark. Let me introduce Dr. Yang to you.

B: Mark Anderson. It's an honor to meet you, Dr. Yang.

C: Very pleased to meet you.

10

A: Dr. Yang, this is Mark and he came to join our team.

B: Oh, *welcome on board*⁶, Mark.

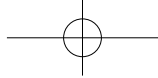
C: Thank you, Dr. Yang.

B: Can you tell me something about yourself?

C: Sure.

Notes

1. *Haven't seen you for ages*: 好久没见你了。此处 for ages 是夸张用语。
2. *So far, so good*: 到目前为止, 一切正常。
3. *Lily Goodwill*: I'm Lily Goodwill. 的简略形式。英语中在做自我介绍时, 一般不必在自己名字前加上任何称呼。
4. *Just call me Lily, please*: 用英语称呼人名时, 直呼其名通常表示亲切或随和。这里女士主动提出可以直呼其名, 更反映出她随和的性格和缩短彼此距离的愿望。
5. *Chen Fang from Southeast University*: 当对方主动介绍自己的名字以后, 你也应该主动地报上自己的姓名。这是一般的社交礼仪。
6. *welcome on board*: 原为飞机机组人员或船员的用语, 表示“欢迎登机或登船!” 这里表示“欢迎加入……”。



1 新起点 听说教程

II Listen and choose the best response to what you've heard.

1. Good morning, Mr. Clark. How are you?
A. Good morning. Nice to see you.
B. Fine. Thanks. And you?
C. Morning. Lovely day, isn't it?
2. Hi, Jim. How are you getting on with your English?
A. Hi, Mike. Your English is very good.
B. I've got a lot of work to do.
C. So far, so good. Thanks.
3. Good morning, boys and girls. Nice to see you again.
A. Nice to see you, sir.
B. Good morning, teacher.
C. Hi! What's the weather like today?
4. Good morning, Mr. Thompson. Welcome to our university.
A. Thank you. Nice to meet you.
B. Good morning, Miss. Nice of you to come.
C. How do you do?
5. Hi, Susan. You look cool today.
A. Thank you.
B. Oh, no. It's just so-so.
C. Really?
6. Excuse me. Do you speak English?
A. Yes. Long time no see.
B. Sorry. I don't know you.
C. Yes, just a little.
7. May I introduce myself? I'm Jack London from New York.
A. Let me introduce myself.
B. Ma Ying from Nanjing.
C. Let's just do it.
8. By the way, do you know each other?
A. Yes. Lovely day, isn't it?
B. Yes. It's a small world, isn't it?
C. Hi! Welcome to our university.
9. I don't know how to get a student card. Can you do me a favor?
A. Why not? Write to your parents.
B. Never mind. Let's do it together.
C. Yes, no problem.
10. Could you tell us something about yourself, Miss Li?
A. Yes, of course.
B. Sorry to hear it.
C. Well, forget about it.




Part Two Dialogs

Dialog One

Very Pleased to Meet You

见到你很高兴



Warm-up

I It is very exciting to go to university. Everything may be new to you. Do you have any idea about how to start a new life here? Here are some suggestions and you may decide what you would like to do first.

A. To get to know the teachers.

B. To get to know the classmates.

C. To find out if there are any former classmates or schoolmates here.

D. To get familiar with the new campus.

E. To make a daily or weekly plan for study and other activities.

Open-ended.

II If you see many new faces around on the campus and you hope to make some new friends, the best way to do so is to introduce each other first. Write in the blanks what you hope to know about others.

Name;

Place of origin/Where one is from;

Major;

Hobbies;

Interests;

Plans for the future.

III Study the following words and expression.

<i>campus</i> /'kæmpəs/	<i>n.</i> 校园
<i>freshman</i> /'freʃmən/	<i>n.</i> (高中或大学的) 一年级学生
<i>seaside</i> /'si:saɪd/	<i>a.</i> 海边的, 海滨的
<i>major</i> /'meɪdʒə/	<i>n.</i> 主修科目, 专业 <i>vi.</i> 主修
<i>electrical</i> /ɪ'lektɹɪkl/	<i>a.</i> 电的, 与电有关的
<i>engineering</i> /ˌendʒɪ'nɪərɪŋ/	<i>n.</i> 工程; 工程学
<i>engineer</i> /ˌendʒɪ'nɪə/	<i>n.</i> 工程师
<i>computer</i> /kəm'pjʊ:tə/	<i>n.</i> 计算机
<i>PC games</i>	计算机游戏
<i>exactly</i> /ɪg'zæktli/	<i>ad.</i> 完全地, 全然
<i>genius</i> /'dʒi:niəs/	<i>n.</i> 天才



Listen and Speak

Tapescript:

(Li Gang, a freshman, is meeting Zhang Li, a new friend on the campus.)

- Li Gang:** Good morning. My name's Li Gang. Nice to meet you.
- Zhang Li:** I'm Zhang Li. Nice to meet you, too.
- Li Gang:** May I know where you are from?
- Zhang Li:** Yangzhou, a city not far from here.
- Li Gang:** Oh, that's a beautiful city, isn't it?
- Zhang Li:** Yes, it is. And how about you?
- Li Gang:** I'm from Qingdao, a seaside city.
- Zhang Li:** Oh, that's a beautiful city, too. But I've never been there.
- Li Gang:** I hope you'll go there some day.
- Zhang Li:** I hope so. By the way, what's your major?
- Li Gang:** I major in electrical engineering, and I want to be an engineer. What about you?
- Zhang Li:** I like computers and er... I've taken computer as my major.
- Li Gang:** That's good. You must be very good at PC games?
- Zhang Li:** Well, not exactly, because that takes too much time. Do you like PC games?
- Li Gang:** Yes, but I'm not as good as my classmate Tom. He's a computer genius. Hey, here he comes...

(189 words)

I Listen to the dialog and decide whether the following statements are true (T) or false (F).

- F 1. Zhang Li introduces herself to Li Gang first.
 F 2. They are from the same city.
 T 3. Zhang Li has not been to Qingdao.
 T 4. Li Gang wants to be an engineer.
 T 5. Zhang Li is a computer major.
 F 6. Li Gang is very good at PC games.

II Listen to the dialog again and fill in the blanks with the information you've heard.

1. A: May I know where you are from?
 B: Yangzhou, a city not far from here.
 2. A: Oh, that's a beautiful city, too. But I've never been there.
 B: I hope you'll go there some day.
 3. A: I hope so. By the way, what's your major?
 B: I major in electrical engineering, and I want to be an engineer.
 4. A: Well, not exactly, because that takes too much time. Do you like PC games?
 B: Yes, but I'm not as good as my classmate Tom.

III Make a brief self-introduction with the cues provided below.


Good morning, everyone. I'm _____ and I'm from _____. My major is _____ because _____. I like (hobby) _____ and I'm pleased to meet you all. I hope we can _____. Thank you.

Open-ended.

Dialog Two

Nice Meeting You

幸会, 幸会



Warm-up

- I** Are you feeling homesick in the university? What do you think of the saying that "making friends is the best medicine to kill homesickness"?
- Open-ended.
- II** When you want to make friends among the freshmen, what would you do?
- Open-ended.
- III** Study the following words and expressions.

homesick /'həʊm.sɪk/

homesickness /'həʊm.sɪk.nɪs/

How's it going?

I don't think so.

a. 想家的, 思乡的

n. 想家, 思乡

近来怎样了? 近来可好?

本句中 so 代表上句的含义; 否定词 not 在该句型中否定的是从句中的动词, 而不是主句中的动词。例如:

—Have you met Mike? 你见过迈克吗?

—No. I don't think so (I don't think I have met Mike). 没有, 我想没见过。

get-together /'get.tə'geðə/

miss /mɪs/

come on

business /'bɪznɪs/

I'd love to, but you know, I have...

Nice meeting you.

peer /piə/

address /ə'dres/

n. 聚会; 联欢会

vt. 错过, 没赶上

走吧; 跟我来; 得了吧

n. 商业; 商务

我非常乐意, 但你知道, 我得……

见到你很高兴。

n. 同伴, 伙伴

n. 地址 *vt.* 称呼



Listen and Speak

Tapescript:

Mike: Tom.

Tom: Hi, Mike. How's it going?

Mike: Good. Tom, haven't you met Jane before?

Tom: No, I don't think so.

Mike: I thought you two met each other at the get-together last Friday evening.

Tom: Oh, I missed the party because I thought it was on Saturday evening.

Mike: Oh, poor boy. Come on and let me introduce you to her.

Tom: Thanks.

Mike: Jane, I'd like you to meet my friend, Tom, Tom Baker. Tom, this is Jane, Jane Smith.

Tom: Hi, very pleased to meet you, Jane.

Jane: Me, too. Are you also a computer major, Tom?

Tom: Yes. How about you?

Jane: I major in business. I like it very much.

Tom: Good. Shall we go and have a cup of coffee?

Mike: Yes. That's a good idea.

Jane: I'd love to, but you know, I have a class in about ten minutes. Sorry, I have to go now.

Mike: Never mind. See you later.

Tom: Nice meeting you.

Jane: See you soon.

(167 words)

I Listen to the dialog and complete the following statements with the information you've heard.

1. Jane and Tom haven't met each other before.
2. Tom missed the get-together/the party because he thought it was on Saturday evening.
3. Jane majors in business and she likes it very much.
4. Tom asked them to go and have a cup of coffee.
5. Jane didn't go because she was going to have a class in about ten minutes.

II Listen to the dialog again and answer the following questions.

1. Who is Tom?
Tom is Mike's friend and he also majors in computer.
2. Why didn't Tom go to the party?
Because he thought it was held on Saturday evening.
3. What do we know about Jane?
Jane majors in business and she likes it very much. She is a good student because she doesn't want to be late for the class/because she doesn't want to be absent from the class.
4. Can you tell us something about Mike?
Mike is Tom and Jane's friend. He majors in computer. He is very kind and active.

III Work in groups. Fill in the following chart with the information about your peers. You may ask them the questions below and then introduce your partner to others with the help of the information you've got.

1. Excuse me, may I know your name?/Can you tell me your name?

2. Where are you from?/
Where do you come from?

3. What's your major?

4. Do you have any hobbies?
What are your hobbies?

5. May I have your phone number?/Can you tell me your phone number?

6. Do you have an email address?/May I have your email address?

Personal Information Chart

Name: _____	Major: _____
Origin: _____	Hobby: _____
Phone Number: _____	Email Address: _____

Dialog Three

Well Begun Is Half Done

良好的开端是成功的一半



Warm-up

I Almost everyone knows how important it is to learn English well. But as a freshman, do you have any idea about how to learn English at college? Do you agree with the following statements?

- A. Work out a study plan by yourself rather than together with the teachers.
- B. Decide what to learn by yourself rather than together with the teachers.

C. Decide when to learn, where to learn and how to learn by yourself rather than together with the teachers.

D. Practice English together with others rather than by yourself.

Open-ended.

❖ Note for Teachers ❖

It is desirable for students to prepare beforehand the reasons to support their decisions either in written form or orally. Ideally, students should make the above decisions according to their interests and objectives, and at the same time, ask for your advice.

II Do you have a plan for improving your listening and speaking skills?

Yes, I have a plan for practicing listening and speaking, for example, what to listen to and read, with whom to practice, when and where to do listening and speaking practice, etc.

III Study the following words and expressions.

<i>rather than</i>	而不是……
<i>improve</i> /ɪm'pru:v/	vt. 改善, 改进
<i>Johnson</i>	[姓氏] 约翰逊
<i>in time</i>	按时, 及时
<i>especially</i> /ɪ'speʃli/	ad. 尤其, 特别地
<i>advice</i> /əd'vaɪs/	n. 忠告; 意见
<i>imitate</i> /ɪ'mɪ.tet/	vt. 模仿
<i>pronunciation</i> /prəˌnʌnsi'eɪʃn/	n. 发音; 读法
<i>That's it.</i>	对了。正是如此。
<i>detail</i> /'di:teɪl/	n. 细节, 详情
<i>dorm</i> /dɔ:m/	n. 寝室, 宿舍



Listen and Speak

Tapescript:

(Chen Yang is talking with her English teacher, Mr. Johnson, about her English study.)

Mr. Johnson: Good morning, Chen Yang! How're you these days?

Chen Yang: Mm, just so-so. You know, I feel I have too many things to do, and often I can't do them all in time.

Mr. Johnson: Well, you should work out a plan first. It can help you know what to do, when to do it, and how to do it.

Chen Yang: Mm, I'll try. Mr. Johnson, my English is not very good, er... especially in listening and speaking. So I'd like to have your advice on how to improve it.

Mr. Johnson: Well, the first thing you should do, I think, is to listen and imitate, to

improve your pronunciation. Good pronunciation is very important.

Chen Yang: Should I do it every day?

Mr. Johnson: I think so, especially for the first two months.

Chen Yang: OK. I'll add it to my plan, to listen and repeat, er... listen and imitate.

Mr. Johnson: That's it.

Chen Yang: Thank you for your advice, Mr. Johnson.

Mr. Johnson: You're welcome.

(185 words)

I Listen to the dialog and choose the best answer to complete each of the following statements.

- This dialog suggests that one should start college English study with _____.
 A. an English study plan B. an English teacher
 C. a good textbook D. a good dictionary
- It seems that Chen Yang _____.
 A. doesn't know how to speak good English
 B. doesn't know what to listen to and repeat
 C. has no time to do all her work
 D. doesn't know where to find a good teacher
- It is important for Chen Yang to know _____.
 A. how to find a good English teacher
 B. how to finish all her work in time
 C. when to practice her pronunciation
 D. what to do and when and how to do it

II Listen to the dialog again and answer the following questions.

- How's Chen Yang these days?
Not very good./Just so-so.
- What does Chen Yang think of her English?
She thinks her English is not very good./She is rather poor in listening and speaking.
- What is Johnson's advice to Chen Yang?
To work out a study plan first and then start with listening and imitating practice.
- What is Chen Yang going to do to improve her pronunciation?
She is going to listen and repeat./Listen and imitate what she has heard.
- What do you think Chen Yang is going to do?
She is going to work out a study plan and do something to improve her pronunciation.

1 新起点 听说教程

III Do you have a study plan for English? What is it? Fill in the following chart with the details of your study plan. Then try to tell your partners about it in English.

	<i>Listening</i>	<i>Speaking</i>	<i>Reading</i>
<i>What</i>	<i>tapes/radios/ TVs</i>	<i>textbooks/other books</i>	<i>textbooks/ newspapers/ magazines</i>
<i>How</i>	<i>listen</i>	<i>repeat/ imitate</i>	<i>with dictionary</i>
<i>When</i>	<i>in the morning/evening</i>	<i>in the morning</i>	<i>in the afternoon/ evening</i>
<i>Where</i>	<i>in the dorm/ on campus</i>	<i>on campus/ at English Corner</i>	<i>in reading room</i>
<i>With Whom</i>	<i>alone/ roommates</i>	<i>alone/ roommates</i>	<i>alone/ classmates</i>

Question cues for starting a dialog:



—What plan do you have for **listening** practice? (**speaking, reading**)

—How do you do your **listening** practice?

—When do you usually do **listening** practice?

—Where do you do your **listening** practice?

—With whom do you usually do your **listening** practice?

Part Three Passages

Passage One

Practice Makes Perfect

熟能生巧



Warm-up

I Listening and speaking are two most difficult jobs for many English learners. Look at the following phrases, and choose the ones that are important to improve listening and speaking skills.

pronunciation and intonation

listening to samples

reading aloud

listening and repeating at the same time

not afraid of losing face

repeating and imitating

taping one's reading

learning with fun

Open-ended.

II What do you think of the sentence "If you make English learning fun, you're already half way there"? Do you have any suggestions for how to do that?

Learning English should be interesting rather than boring. If you feel interested in learning English, you will look for more opportunities to learn and practice it. Then you may find yourself making progress which will make you feel more willing to learn and drive you to study harder than before. This circle is in a sense half way to success in learning English.

III Study the following words and expressions.

<i>intonation</i> /ɪntə'neɪʃn/	<i>n.</i> 语调
<i>lose face</i>	丢面子
<i>tape</i> /teɪp/	<i>vt.</i> 录音 <i>n.</i> 录音带
<i>fun</i> /fʌn/	<i>n.</i> 娱乐; 乐趣
<i>continuation</i> /kən.tɪnjʊ'eɪʃn/	<i>n.</i> 继续, 继续部分
<i>program</i> /'prəʊgræm/	<i>n.</i> 节目; 课程
<i>aloud</i> /ə'laʊd/	<i>ad.</i> 大声地
<i>voice</i> /vɔɪs/	<i>n.</i> 声音
<i>compare</i> /kəm'peə/	<i>vt.</i> 比较, 与……相比
<i>pay attention to</i>	注意
<i>meaning</i> /'mi:nɪŋ/	<i>n.</i> 意思, 内涵
<i>method</i> /'meθəd/	<i>n.</i> 方法
<i>purpose</i> /'pɜ:pəs/	<i>n.</i> 目的, 目标



Listen and Speak

Tapescript:

(This mini-lecture is the continuation of Dialog Three.)

Good morning, boys and girls. Today I'll answer some questions you asked last week about English study. As to how to do listening and speaking practice, I think you can start with listening, then, repeat or imitate what you've heard, and then speak. You can listen to English tapes, radio and TV programs, and even to yourself. After listening

you should imitate by reading aloud. You can tape your voice and then listen to it again, to compare your pronunciation with that of the speakers' on the tape. One more thing, when you're reading aloud, you should pay attention not only to your pronunciation and intonation, but also to the meaning of what you're reading. You can do it alone or together with your classmates. Usually we don't like to do it in public, because we are afraid of losing face. Oh, remember, boys and girls, everyone makes mistakes when learning English, and I think making mistakes means you're making progress. So my advice is to learn with good methods and practice with a purpose. If you make English learning fun, you're already half way there.

(194 words)

I Listen to the passage and choose the best title for the passage.

1. How to Start English Learning

2. How to Do Listening and Speaking Practice

3. How to Compare Different Voices

4. How to Listen and Read Aloud in English

II Listen to the passage again and complete the following sentences according to the information you've heard, using the phrases provided in the table below.

in public	repeat or imitate	after that	with a purpose
the meaning of	making mistakes	losing face	reading aloud
pay attention to	learning English	start with	with good methods

- For the purpose of practicing listening and speaking, you should start with listening, then repeat or imitate what you've heard, and after that, do speaking practice.
- After listening, you should imitate by reading aloud.
- When you are reading aloud, you should not only pay attention to your pronunciation and intonation, but also to the meaning of what you're reading.
- We usually don't like to read aloud in public because we are afraid of losing face.
- Everyone makes mistakes when learning English, and making mistakes means you're making progress.
- My advice is to learn with good methods and practice with a purpose.

III Listen to the passage a third time and answer the following questions.

- How should we do listening and speaking practice?
We can start with listening, then, repeat or imitate what we've heard, and then speak.
- What should we listen to when doing listening practice?
We can listen to English tapes, English radio and TV programs, and even to our own voices.
- Why does the speaker suggest taping one's own voice?
Because in this way you can listen to your own voice and compare it with that of the speakers' on the tape.
- What should we pay attention to while reading aloud?
We should pay attention not only to our pronunciation and intonation, but also to the meaning of what we're reading.
- Why shouldn't we be afraid of making mistakes when learning English?
Because making mistakes is a sign of making progress.
- What's the speaker's advice for listening and speaking practice?
To learn with good methods and practice with a purpose.
- Do you agree with the speaker's opinion? Why or why not?
Open-ended.

Passage Two

How to Address Them

怎样称呼他们



Warm-up

- I Do you know how to use the following words to address people in Western countries? Are there any differences when they are used to address Chinese people?

Mr.

Mrs.

Miss



In Western countries, the word Mr. is used to address any man, young or old, married or single, usually on a formal occasion. The word Mrs. is used to address any married woman. And the word Miss is used to address any single woman, young or old. There is no difference with the word Mr. when it is used to address Chinese people, but some differences with the word Miss. We Chinese usually use the word Miss to address young women, often not elderly women. There is a big difference with the word Mrs., for in Western countries a married woman usually changes her surname and takes her husband's surname instead. If you call a woman Mrs. Washington, it means that she is married to a man whose surname is Washington. Washington is not her surname at all, unless her father's surname is Washington, too.

- II** How do you address a woman named Jane Washington? The following are some expressions one may use to address Jane Washington. Which one is not correct? And what are the differences among them?

Miss Jane Washington

Miss Jane

Miss Washington

Mrs. Washington

Ms. Jane Washington

Ms. Washington

Jane

Ms. Jane

Miss Jane and Ms. Jane are not correct, because Miss, Mrs. and Ms. can only be followed by the last name, i.e. the surname or the family name. If you address her as Miss Jane Washington or Miss Washington, you mean she is single; if you address her as Mrs. Washington, you mean she is married; if you address her as Ms. Jane Washington, Ms. Washington or Jane, you intend not to let anyone know whether she is married or not, or you yourself don't know whether she is married or not.

❖ **Note for Teachers** ❖

If you address a woman as Mrs. Jane Washington in America, technically this would mean she is divorced.

III Study the following words.

<i>Ms.</i> /mɪz/	<i>n.</i> 女士
<i>popular</i> /'pɒpjʊlə/	<i>a.</i> 流行的, 盛行的
<i>marry</i> /'mæri/	<i>vt. & vi.</i> 结婚
<i>married</i> /'mæriɪd/	<i>a.</i> 已婚的
<i>unmarried</i> /ˌʌn'mæriɪd/	<i>a.</i> 未婚的
<i>surname</i> /'sɜːneɪm/	<i>n.</i> 姓
<i>marriage</i> /'mæriɪdʒ/	<i>n.</i> 婚姻, 结婚
<i>case</i> /keɪs/	<i>n.</i> 情况, 状况
<i>confusing</i> /kən'fjuːzɪŋ/	<i>a.</i> 令人不解的; 令人困惑的
<i>London</i>	[姓氏] 伦敦
<i>Washington</i>	[姓氏] 华盛顿

IV Cultural notes.

1. 男女结婚的表达法在中文中是不同的, 男方称之为“娶”, 而女方称之为“嫁”。在英语中的表达法则是一样的, 都是to be married to sb.或to marry sb.。
2. In modern society, Chinese women keep their surnames after marriage, but it is not the case in Western countries where a woman takes her husband's family name once she is married. However, there are some cases where married women want to keep their family names. This may result from the women's liberation movement.



Listen and Speak

Tapescript:

When you meet someone, you may use the word Mr., Mrs. or Miss to address him/her. But there is one more word you can use: Ms. The word Ms. is becoming more and more popular in the United States, for it can be used either for a married or unmarried woman. So when you are not certain whether to address the woman as “Miss” or “Mrs.” you may just address her as Ms. But be sure that the four words, Mr., Mrs., Miss and Ms., are followed by the last name, that is, the family name or the surname.

The word Ms. is very useful when you address a Chinese woman whether she is married or not. In Western countries, a married woman usually takes her husband's surname. For example, if a woman called Miss Jane London is married to a man called Peter Washington, then she should be addressed as Mrs. Washington after marriage. But it is not the case in China. A woman can still keep her surname after marriage. So it's better to use Ms. to address a married Chinese woman. If a married Chinese woman's name is Wang Fang, and you address her as Mrs. Wang, that might be very confusing.

(205 words)

I Listen to the passage and choose the best answer to each of the following questions.

- Which of the following is usually used to address a married American woman?
A. Miss. **B. Mrs.** C. Ms. D. Mr.
- Which of the following is the best to address a married Chinese woman?
A. Mrs. **B. Ms.** C. Mr. D. Miss.
- Why is it confusing to call Wang Fang Mrs. Wang?
A. Because she is not married yet.
B. Because her surname is not Wang.
C. Because her husband's surname may not be Wang.
D. Because she may not like to be called Mrs. Wang.

II Suppose you see the following name list for a party. Can you say something about the relation among the following guests?

- Mr. Park Goodman: Mr. Goodman/Park/He is Ann's husband.
- Miss Diana Ford: Miss Ford/Diana/She is Mrs. Ford's daughter.
- Mrs. Goodman (Ann): Ann is Park's wife./Ann is married to Park.
- Ms. Susan Holliday: Susan may be single or married.
- Mrs. Mary Ford: Mary is Diana's mother.

❖ *Note for Teachers* ❖

It is advisable to ask one student to tell what he or she guesses about each person and at the same time ask other students to take notes in the blanks. This exercise can be done in pairs or groups.

III Study the following pictures and answer the questions according to the cues provided below.




years ago
Diana Washington

Who was that girl?
Miss Washington.



years ago
Diana Washington
and Peter Jordan

What did she do?
She married Peter Jordan.



now
Diana Washington
and Peter Jordan

What do you call her now?
Mrs. Jordan.

IV Introduce Diana according to the pictures.

Ten years ago, Miss Diana Washington studied/was studying in a university/was a college student. She was young and beautiful. Miss Diana Washington met Mr. Peter Jordan and got married/was married to him/they got married five years ago. Now Mrs. Diana Jordan is sitting in a sofa, reading a magazine and her husband, Mr. Jordan, is standing beside her, smiling at her. Mr. and Mrs. Jordan are enjoying/living a happy life.