



UNIT

# Attending Classes

# 1

PART  
**1**

## Warm-up

Do you know these words and phrases?

classroom	_____	blackboard	_____
chalk	_____	textbook	_____
teacher	_____	cellphone	_____
call the roll	_____	whisper to each other	_____
raise hands	_____	answer questions	_____

Keys  P008

PART

# 2

## Working on Pictures

### I. Talking about Pictures

**Directions** 

What words come to your mind when you look at the pictures?

**1** What are the pictures about?



**2** What can you see from the pictures?

**Directions** 

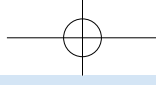
Learn to describe the above pictures in a few sentences.

**Picture 1**

- 1 There are \_\_\_\_\_ (四名学生) in the picture.
- 2 The students are \_\_\_\_\_ (举手).
- 3 The students want to \_\_\_\_\_ (回答问题).
- 4 The teacher is standing \_\_\_\_\_ (在……前面) the classroom.
- 5 The teacher is \_\_\_\_\_ (微笑).

**Picture 2**

- 1 There are \_\_\_\_\_ (三个女孩) and two boys in the picture.
- 2 The boys are listening \_\_\_\_\_ (认真地).
- 3 They are doing \_\_\_\_\_ (小组活动).
- 4 The girl in the middle is \_\_\_\_\_ (记笔记).
- 5 They are working together as \_\_\_\_\_ (一个团队).



### Picture 3

- 1 There is \_\_\_\_\_ (一个小男孩儿) in the picture.
- 2 He is wearing a \_\_\_\_\_ (深色T恤).
- 3 He is taking a nap \_\_\_\_\_ (在课堂上).
- 4 The girl behind him is \_\_\_\_\_ (认真听讲).
- 5 He is resting the head on his \_\_\_\_\_ (胳膊).

### Picture 4

- 1 The boy is \_\_\_\_\_ (在后排) of the classroom.
- 2 He is \_\_\_\_\_ (低着头).
- 3 He is \_\_\_\_\_ (盯着) the cellphone screen.
- 4 He is zoning out, while the other students in the class are \_\_\_\_\_ (精力集中的).
- 5 The teacher \_\_\_\_\_ (没注意到) him.

## II. Association on Pictures

### Directions

Think of some sentences beyond the pictures.

### 1 Sentence Level

#### Picture 1

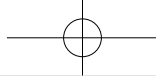
- 1 This is an \_\_\_\_\_ (英语课).
- 2 The students are \_\_\_\_\_ (活跃) in class.
- 3 The students love to \_\_\_\_\_ (学英语).
- 4 The students want to \_\_\_\_\_ (与外国人交谈) in English.
- 5 \_\_\_\_\_ (熟能生巧), as the old saying goes.

#### Picture 2

- 1 They are \_\_\_\_\_ (大学生).
- 2 They are working on a very \_\_\_\_\_ (有趣的课题).
- 3 Group work is a good \_\_\_\_\_ (学习形式).
- 4 They may \_\_\_\_\_ (学到更多) in group work.
- 5 They \_\_\_\_\_ (分享不同观点) in their group.

#### Picture 3

- 1 The boy is \_\_\_\_\_ (又累又困).
- 2 He may \_\_\_\_\_ (熬夜) last night.
- 3 He is not \_\_\_\_\_ (对……感兴趣) this class.



- 4 He is \_\_\_\_\_ ( 梦见 ) many candies.
- 5 He is \_\_\_\_\_ ( 不被允许 ) to sleep in class.

#### Picture 4

- 1 The boy thinks the class is \_\_\_\_\_ ( 无聊的 ).
- 2 The boy may be talking in a \_\_\_\_\_ ( 群聊 ) in WeChat.
- 3 He asks if any of his friends would like to \_\_\_\_\_ ( 在周末打篮球 ).
- 4 The boy may \_\_\_\_\_ ( 失败 ) in the examination.
- 5 Teachers always like to \_\_\_\_\_ ( 答疑解惑 ) in class.

#### Directions

Complete the story with what you have learned.

#### 2 Essay Level

In class, some students are \_\_\_\_\_ ( 认真思考 ) and \_\_\_\_\_ ( 记笔记 ). Some students are \_\_\_\_\_ ( 上课睡觉 ). There are also students \_\_\_\_\_ ( 玩手机 ).



### III. Making up a Story

#### Directions

Make up a story about improving English.

In order to improve my English, at school I always listen carefully in class. At home, I often \_\_\_\_\_ ( 做英语练习 ) and read English texts for at least 30 minutes every day. As the saying goes, no pains, no gains. I believe if I keep working hard both at school and at home, I will \_\_\_\_\_ ( 快速取得进步 ).



PART  
3

# Listening & Speaking



## I. Listening & Understanding

### Directions

Listen to the recording for the first time and find out its main idea.

### Task 1 Listening for the Main Idea

**Question:** Which of the following is right according to what you have heard?

- A. It is about a classroom.
- B. It is about a class.
- C. It tells us about a library.

### Directions

Listen to the recording for the second time and answer the question.

### Task 2 Listening for the Details

**Question:** How big is the classroom?

- A. It is big enough for 30 students.
- B. It is big enough for 40 students.
- C. It is big enough for more than 50 students.

## II. Speaking

### Directions

Complete the dialog and role-play it.

**A:** David, let me show you my classroom.

**B:** Thank you. It is so beautiful.

**A:** What is the \_\_\_\_\_ (屏幕) for?

**B:** It is for playing teaching materials.

**A:** Is the \_\_\_\_\_ (黑板) as useful as before?

**B:** No, it isn't.



PART  
4

# Watching & Speaking



## I. Watching & Understanding

### Directions

Watch the video for the first time and find out its main idea.

### Task 1 Watching for the Main Idea

**Question:** What is the video clip about?

- A. How to behave well in class.
- B. A movie.
- C. How to make friends.



### Directions

Watch the video for the second time and answer the question.

### Task 2 Watching for the Details

**Question:** Which kind of behavior is not appropriate in class?

- A. Go to class early.
- B. Sleep.
- C. Listen to teachers.

## II. Speaking

### Directions

Role-play the dialog.

**A:** What do you do in your spare time?

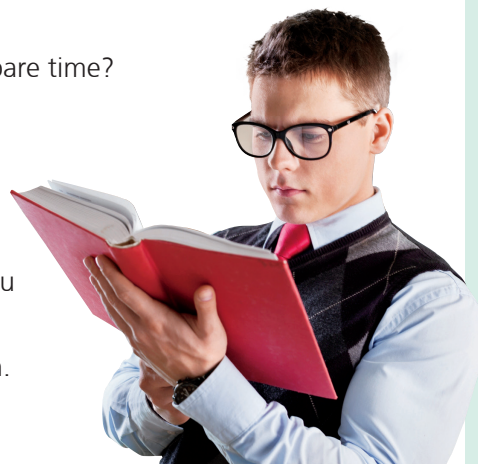
**B:** Go to the library to read.

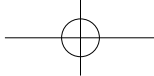
**A:** How often do you go there?

**B:** Twice a week.

**A:** What kind of book do you like best?

**B:** Science or detective fiction.





PART  
**5**

## Loud Reading



**Directions** 

Read the passage aloud following the recording.

After three years of busy study in senior high school, I have now become a college student. I am majoring in music and dance. I do not want to waste time.

I study hard to gain as much knowledge as possible. I want to make a lot of friends here. We will help each other, and we will also have a lot of fun.



PART  
**6**

## Supporting Reading



**Directions** 

Read and understand the passage.

Suppose you have a chance to study in the USA one day. You will usually find the first semester of college life the most difficult one. You have to figure out what your reading load will be, and how many papers you must write, etc. Planning your time will be difficult, too. How much time would you like to spend in studying and how much time on extracurricular activities? How will you be able to clean and cook while making time to visit friends? Of course, during the first semester you will encounter some difficulties in understanding English. Don't worry if you find it difficult to understand your teachers at first. You will overcome all these difficulties soon enough.

**Question:** Which of the following statements is not true about the first semester abroad?

- A. You can understand your teachers easily.
- B. You have to figure out how much you will read.
- C. You find it difficult to plan your time.
- D. You have to figure out how many papers to write.



PART  
7

# Fun Time

Can you get something from the following quote?

Listening is as important as talking. If you're a good listener, people often compliment you for being a good conversationalist.

— Jesse Ventura



 keys

classroom	<i>n.</i> 教室	blackboard	<i>n.</i> 黑板
chalk	<i>n.</i> 粉笔	textbook	<i>n.</i> 课本
teacher	<i>n.</i> 教师	cellphone	<i>n.</i> 手机
call the roll	点名	whisper to each other	交头接耳
raise hands	举手	answer questions	回答问题